

## Hip width measurements

The hip width measurement on the patient and on the sling gives guidance when choosing the size of the sling. Compare the measurement of the patient (see instruction for measuring) and the measurement of the sling (see table or instruction for measuring).

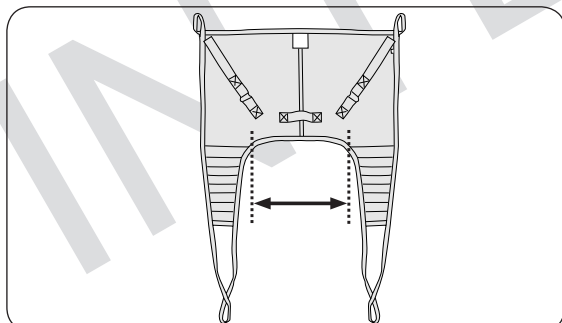
### Measure the hip width of the patient as follows:



**Alternative A.** Ask the patient to lean forward and measure the hip width at the widest place i.e. between the trochanters.

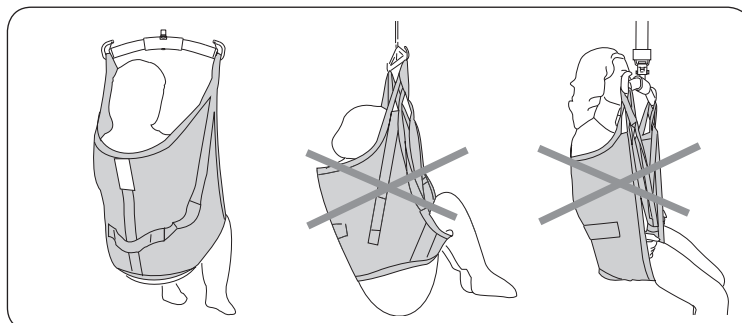
**Alternative B.** Measure from the highest point of the hip (trochanters) to the midline/backbone and multiply by 2.

### Measure the hip width of the sling as follows:



Measure the distance between the leg supports on the sling.

### Choosing right size:



The right size is chosen when the difference between the patient's hip width and the sling's hip width is not more than  $\pm 8$  cm (3 in.).

## Hip width measurements, slings

Product	XS	S	MS	M	L	XL	XXL
UniversalSling, Mod. 00		42 (16,5)	48 (19) *	56 (22)	69 (27)	84 (33) *	
Universal HighLevel Sling, Mod. 02				56 (22)	69 (27)		
OriginalSling, Mod. 10, 11	25 (10)	33 (13)	39 (15,5)	50 (19,5)	63 (25)	76 (30)	
Original HighBack Sling, Mod. 20, 21	25 (10)	32 (12,5)	39 (15,5)	50 (19,5)	64 (25) *	74 (29) *	103 (40,5) *
SilhouetteSling, Mod. 22	31 (12)	35 (14)		40 (16)	56 (22)		
Solo HighBack Sling, Mod. 25			38 (15)	50 (19,5)	60 (23,5)	67 (26,5)	
Soft Original HighBack Sling, Mod. 26	26 (10,5)	30 (12)	37 (14,5)	50 (19,5) *	64 (25) *	72 (28,5) *	96 (38) *
AmputeeSling, Mod. 70		46 (18)		46 (18)	62 (24,5)		
Amputee HighBack Sling, Mod. 75		43 (17)		46 (18)	59 (23)	67 (26,5) *	

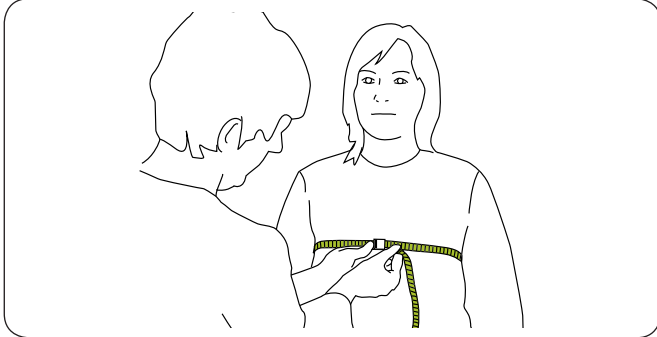
\* has a fold in the lower edge.  
All measurements are in cm (in.).



## Vest width measurements

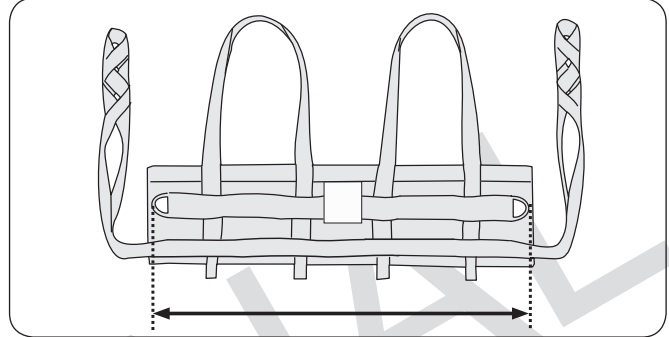
The circumference of the patient and the vest width measurement on the sling gives guidance when choosing the size of the sling. Compare the measurement of the patient (see instruction for measuring) and the measurement of the sling (see table or instruction for measuring).

### Measure the circumference of the patient as follows:



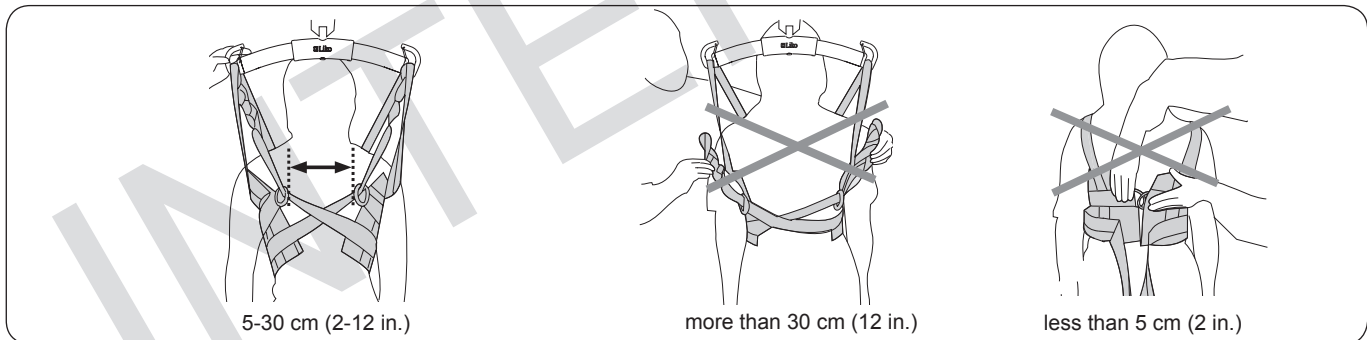
Measure the circumference round the patients chest (under the bust on women).

### Measure the vest width of the sling as follows:



Measure the outer distance between the metal loops.

### Choosing right size:



The right size is chosen when the gap between the metal loops is 5-30 cm (2-12 in.) This holds when the vest is applied on the patient and the shoulder straps are fully extended. The bigger the size of the vest the bigger can the distance between the metal loops be. Remember both to choose the right size of the sling and carefully choose the adjustment of the loop straps.

### Vest width measurements, slings

Product	XXS	XS	S	M	L	XL	XXL	XXXL
HygieneVest, Mod. 50, 55	50 (19,5)	60 (23,5)	70 (27,5)	80 (31,5)	90 (35,5)	100 (39,5)	110 (43,5)	120 (47)
MasterVest, Mod. 60, 64	50 (19,5)	60 (23,5)	70 (27,5)	80 (31,5)	90 (35,5)	100 (39)	110 (43,5)	
Vest for StandingShell, Mod. 67		60 (23,5)	70 (27,5)	80 (31,5)				

All measurements are in cm (in.).

We reserve the right to make product changes without prior notice which could mean the hip and vest width measurements can be changed. Check the measurement on the sling/vest before use.

For more information about respective sling and for instruction guides please visit our website [www.liko.com](http://www.liko.com).