


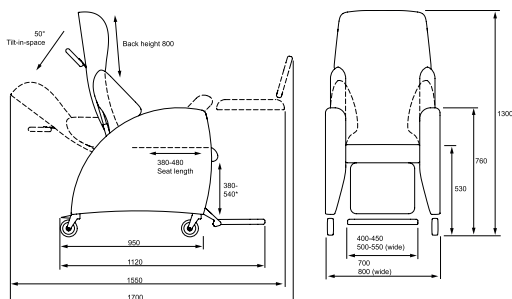
TECHNICAL SPECIFICATION



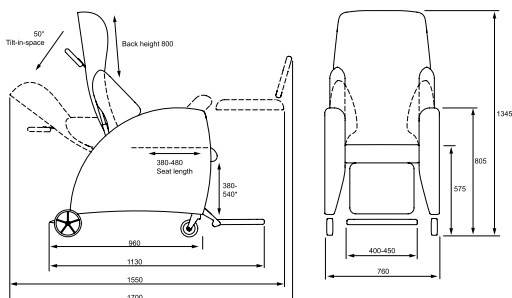
GE-IIRANGE



Standard Wheel Model



Large Wheel Model



General Use

- Specialist and general hospital wards
- Care home and hospice environments
- Domestic home use
- For those at risk from pressure related issues
- For those seated for lengthy periods
- For those who require support and positioning assistance
- For the semi and non-ambulant user

Features and Benefits

- Manual or Electrically powered or Regulated Motion Tilt-in-Space and Legrest Elevation
- Evidence-based articulating, supportive backrest
- Unique helical motion lateral supports
- Immersive comfort in seat and back aiding pressure management
- Arcing legrest motion without compromising footboard positioning
- Adjustable footboard height and angle
- Adjustable seat length
- Multi-directional stretch, breathable Dartex material on all user contact surfaces

Features and Benefits cont...

- Two wheel options: 100mm wheels, braked at rear and Large Wheel version with 315mm rear wheels with brake bar (400/450 seat widths only)
- Good hoist access
- Modular construction enables easy refurbishment

Pressure Relieving Seat Options (integral)

- Intelli-Gel® Integral seat module
- Transflo Gel seat module
- Reflexion™ Foam seat module

Accessories

- Choice of Cushioned Headrests
- Leg-Laterals
- Negative Legrest Angle Bracket
- Laminated Tray with Straps
- Headcap
- Lap-Belts and Pelvic Positioners

Weight Limit

- 180kg/28 stone



Tilt-in-Space



Elevating Legrest



Manual



Electric



Regulated Motion



5 Year Frame Warranty



10 Working Day Despatch

